

Stay Connected to Prince of Peace!

Prince of Peace is excited to announce our new software, InFellowship, to keep you connected! InFellowship is accessible through our new portal, the POP Portal.



Why get connected through our POP Portal?

UPDATE YOUR PROFILE – View your records and be able to update your address, phone number and email. This will help us keep in touch with you.

CHURCH DIRECTORY - If you decide to opt in, the church directory will become available and allow you to see and communicate with the people who attend Prince of Peace. You can control the personal information that you want to share (i.e., email address, home phone number, etc.) with the parish or among group members from groups that you might join.

GIVING – Have access to your giving history and your yearly contribution statement.

ONLINE EVENT REGISTRATION – This year, registration for Sonshine Days and VBS will be online. You will also be able to register for ACE Faith Formation, CONNECT and many more events online later this year.


FEATURES AVAILABLE IN THE FUTURE – This includes online giving, joining a group to stay connected with other group members, and online registration for events like adult and children's faith formation, CONNECT, and many more.

Instructions on creating your POP Portal Account –

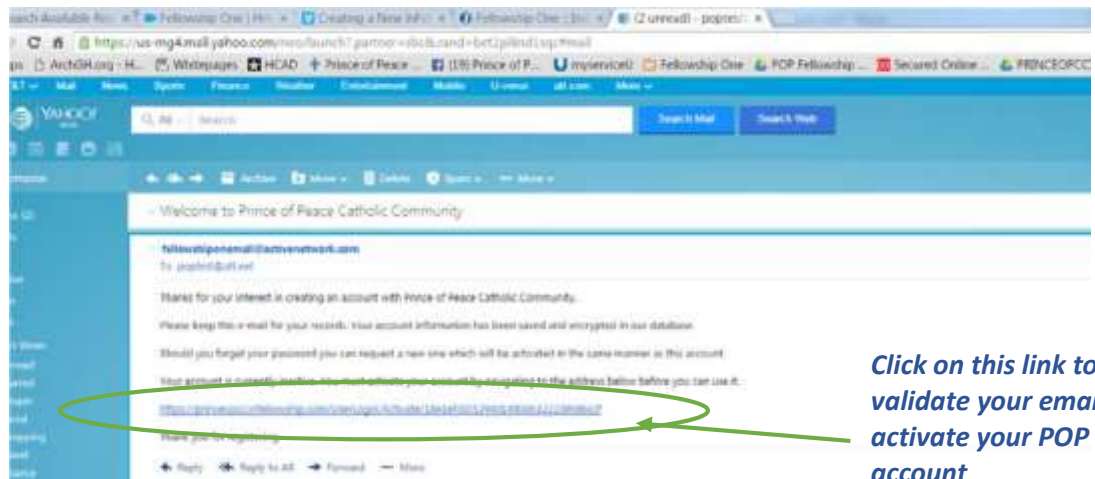
1. Visit our website at www.pophouston.org/pop-portal and click on the button labeled **POP Portal** or visit us at <https://princeopcc.infellowship.com/userlogin/new>.



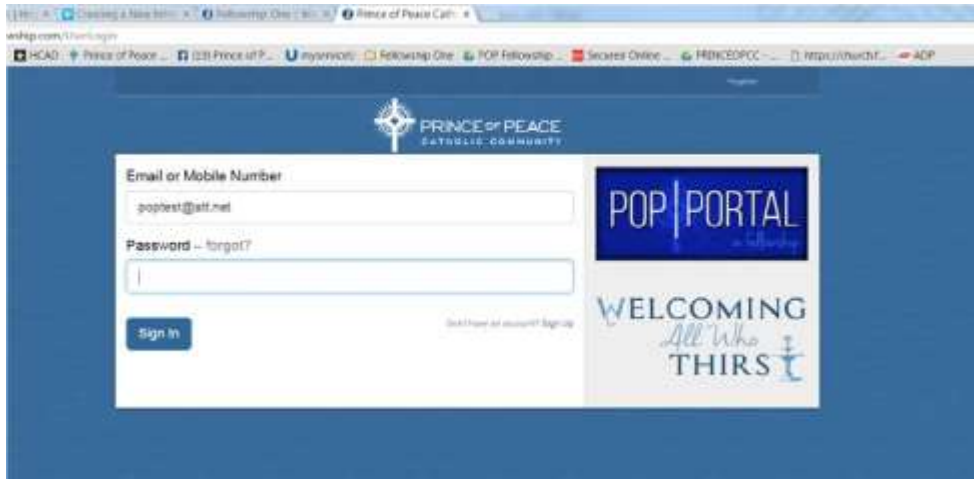
2. Once you have reached the portal site, complete the registration form and click on “Create an account”. The email address is mandatory to complete the process.




3. You will receive a validation email to your email address. Open the validation email and click on the provided link that will bring you back to the POP Portal sign-in page.



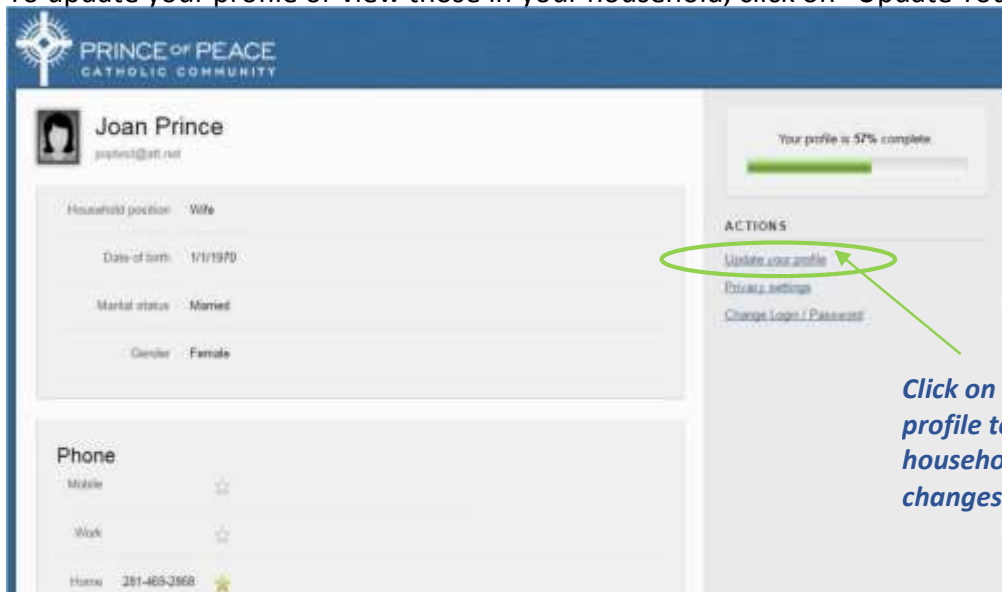
4. Log in to the portal with the email and password you created in Step 2.



5. If the name and email you provided matches EXACTLY with what we have on file you will immediately see your personal profile. You will also be able to see any past giving under "Your Giving" as well as your family members under "Update Profile".



6. To update your profile or view those in your household, click on "Update Your profile".



6. Continued -

The screenshot shows a web form for creating an account. At the top left is the logo for "PRINCE OF PEACE CATHOLIC COMMUNITY". The form has two columns. The left column contains fields for: First name (Joan), Last name (Prince), Nickname, Household position (Wife), Date of birth (1/1/1970), Marital status (Married), and Gender (Female). Below these is a text area for a bio. The right column shows a progress bar for "Your profile is 57% complete" and a "HOUSEHOLD" section listing: Husband Prince (Husband), Joan Prince (Wife), Son 1 Prince (Child), Son 2 Prince (Child), and Daughter 1 Prince (Child).

7. You have finished creating your POP Portal account!!

8. If the name or email you provided DOES NOT MATCH EXACTLY with what we have on file then fill out the form requesting additional information about you.

The screenshot shows a verification form titled "Hello, Joan". It asks for additional information. Fields include: Date of birth (01 / 01 / 1970), Gender (Male/Female), Address (Country: United States, Street 1: 10222 Tumball Pkwy, City: Houston, State: Texas, Postal code: 77070), Home phone (281-469-2068), and Mobile phone. A "Save and create account" button is at the bottom. On the right is a "POP | PORTAL" logo and a "WELCOMING All Who THIRST" graphic.

Our POP Portal database administrator will review your portal account and match your profile up to your household in our database. It may take 2 to 3 days for your account to get matched up. Once it's matched up, the next time you log in you will see your family members and any past donations made. You will also be able to update your account as needed.

9. You are now connected to the POP Portal!!